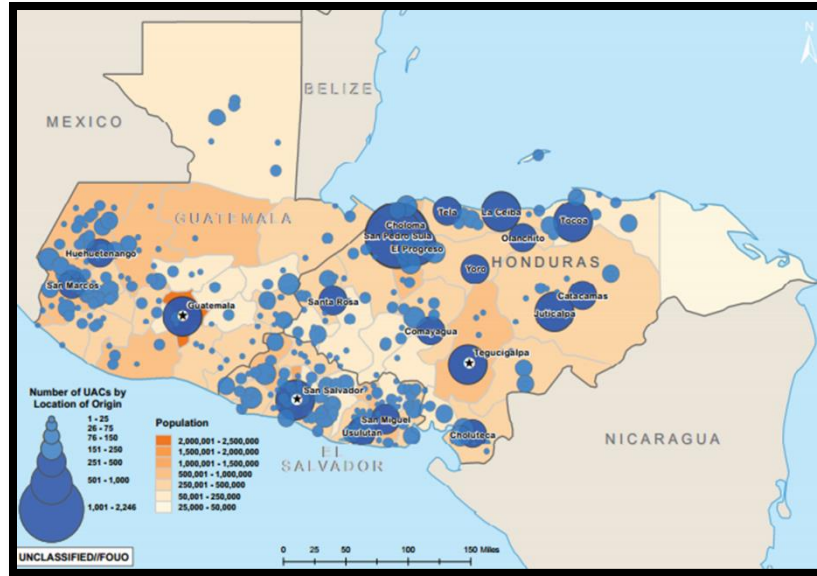


A Reasoned Response to Northern Triangle Immigration to US



Michael Maxey

Maxey Information Services

<http://www.maxey.info>

Purpose of the Presentation

- Describe the Northern Triangle diaspora in the US.
- Discuss opportunities and threats represented by demographic change.
- Describe a potential business opportunity.

First, some thoughts
on immigration.

Why do people immigrate?

- Neoclassical Economics
- New Economics of Labor Migration
- World Systems Theory
- Demand Driven Migration

How this all comes together to make Central American immigration to the US self-perpetuating.



Cumulative causation of migration leads to a situation in which networks are formed creating connections between family, peers and colleagues in origin and destination communities. When these networks reach a critical threshold, migration becomes self-perpetuating because each act of migration creates the social structure needed to sustain it.

"Each act of migration creates social capital among people to whom the migrant is related, thereby raising the odds of their migration."

**Beyond Smoke and Mirrors
Douglas Massey**

Why are the Central American children risking their lives to immigrate to the US?

- Wilson Center Conference Discussion Points
 - UN Refugee Study
 - Anecdotal Information

“Children on the Run”

Unaccompanied Children Leaving Central America & Mexico

The UN Refugee Agency (UNHRC) Study 2014

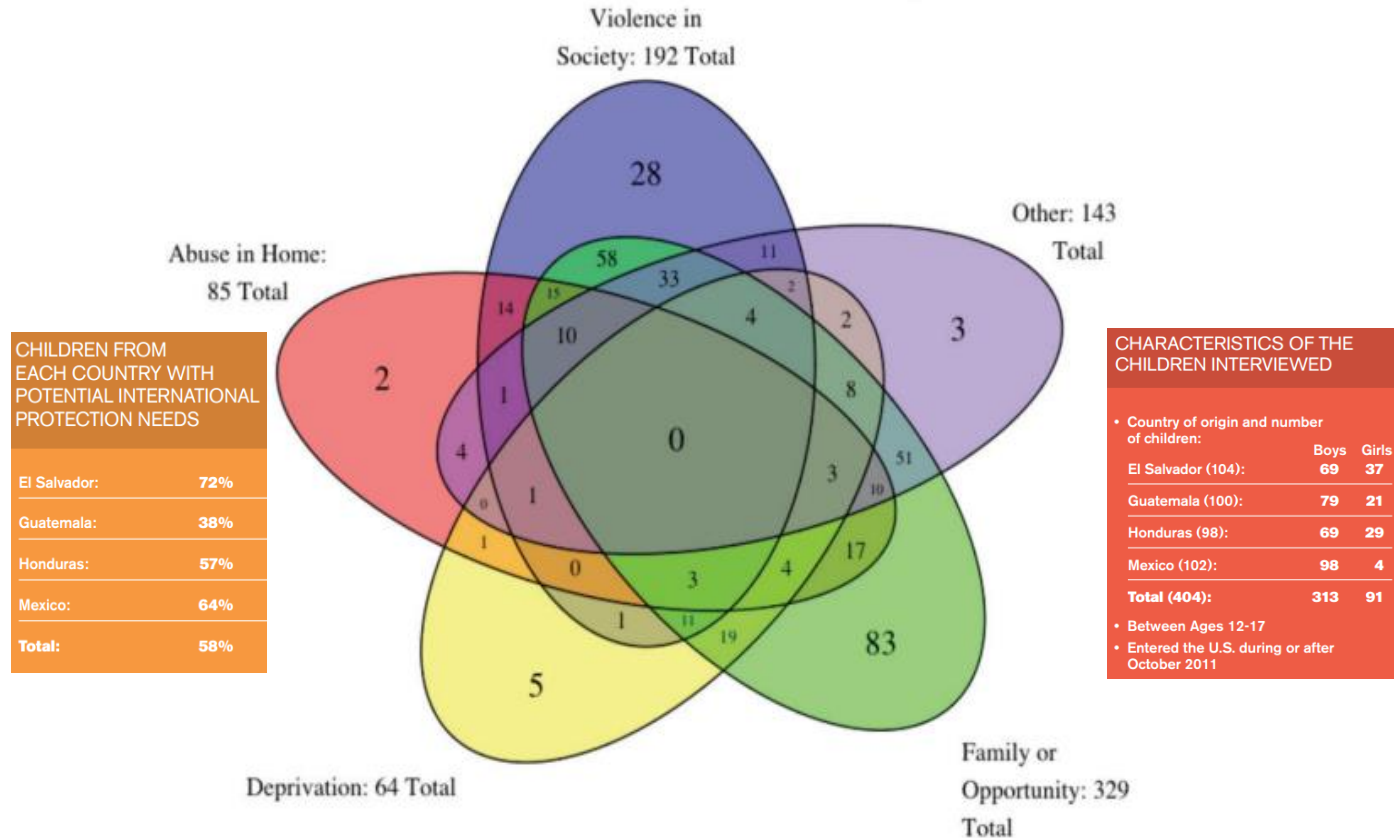
<http://www.unhcrwashington.org/>

Apprehensions of unaccompanied and separated children arriving to the United States from El Salvador, Guatemala and Honduras has increased significantly.

FY 2010 – 4,059
 FY 2011 - 10,443
 FY 2012 - 21,537
 FY 2014* - 52,000

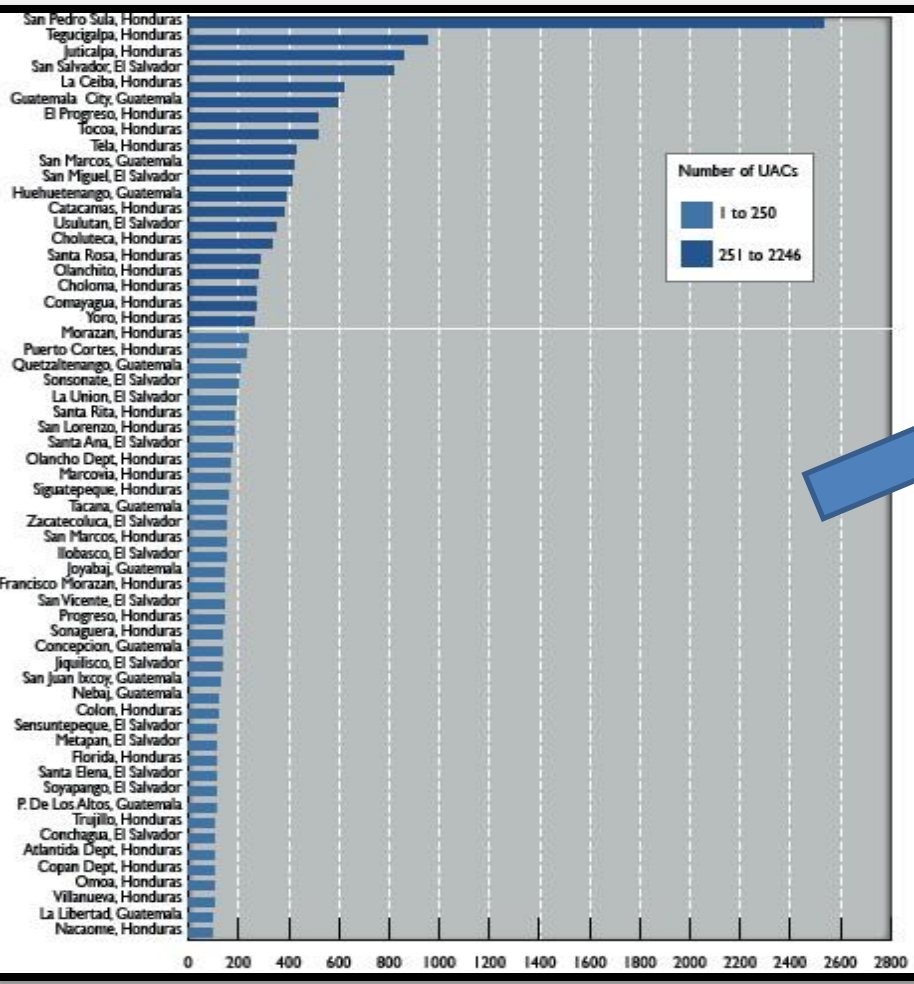
*(As of Oct . 2013 – June 2014)

Children’s Reasons for Leaving Home



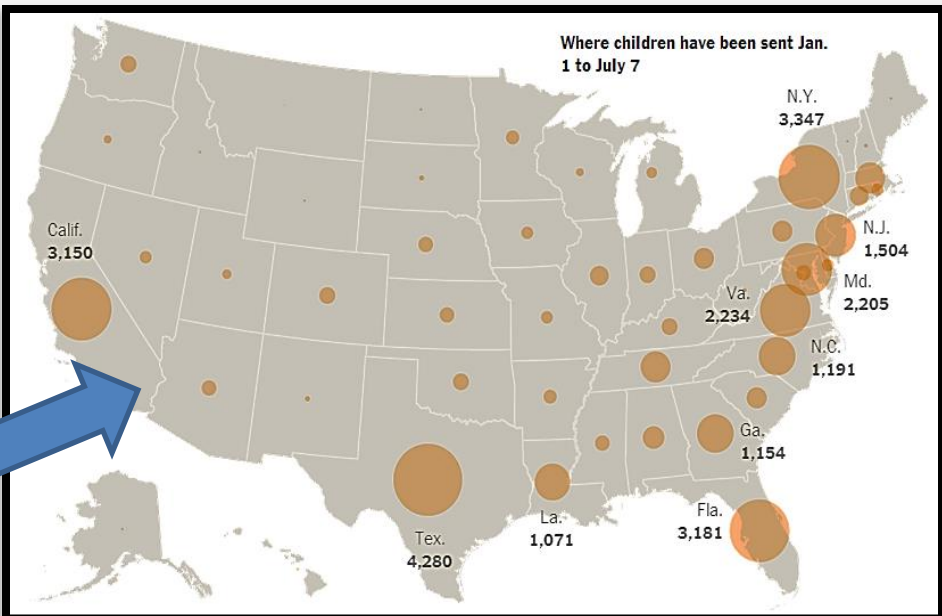
How has Central America immigration developed?

- Greatest concentration in five states: CA, FL, VA-DC-MD, TX & NY
- Increasing faster than any other foreign born population



Origin of UAC from Central America during period – Jan. – May 2014

Source: <http://adamisacson.com/files/dhsuacmap.pdf>



Where UAC have been sent in the US during period – Jan. – July 2014

Source: http://www.nytimes.com/interactive/2014/07/15/us/questions-about-the-border-kids.html?_r=0

According to the Health & Human Services/Office of Refugee Relocation (DHS/ORR), 30,340 Unaccompanied Alien Children (UAC) have been released to sponsors during the period January 1 – July 7, 2014.

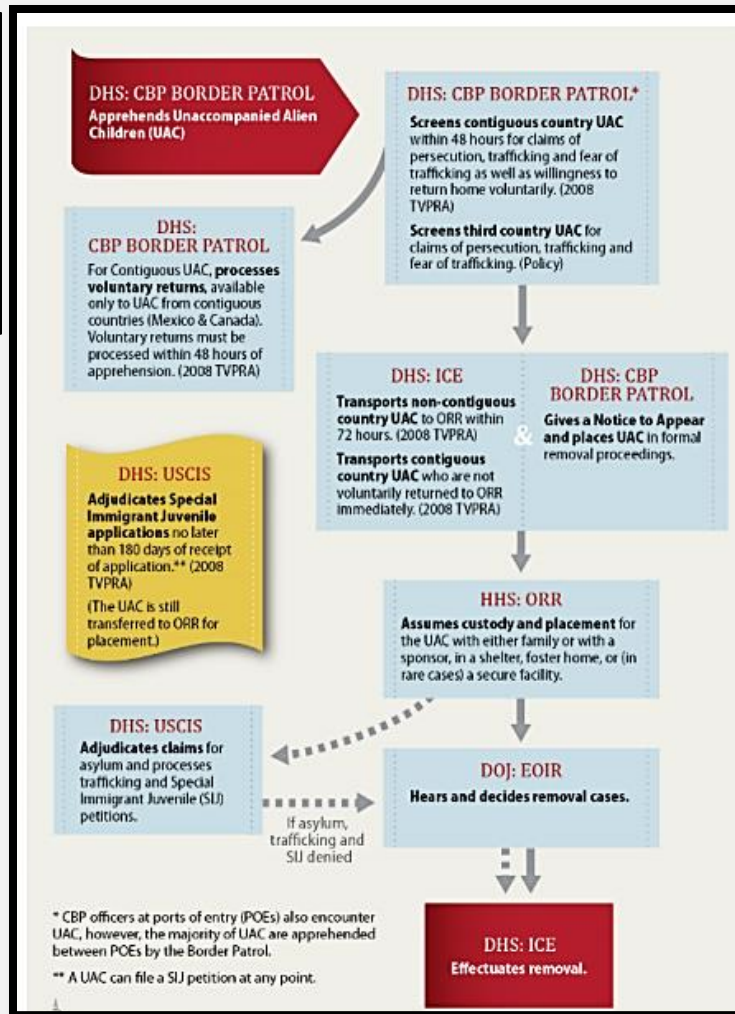
Source: <http://www.acf.hhs.gov/programs/orr/programs/ucs/state-by-state-uc-placed-sponsors>

Unaccompanied Alien Children (UAC) Processing Upon Apprehension at US Border

Source: Congressional Research Service - Unaccompanied Alien Children: A Processing Flow Chart

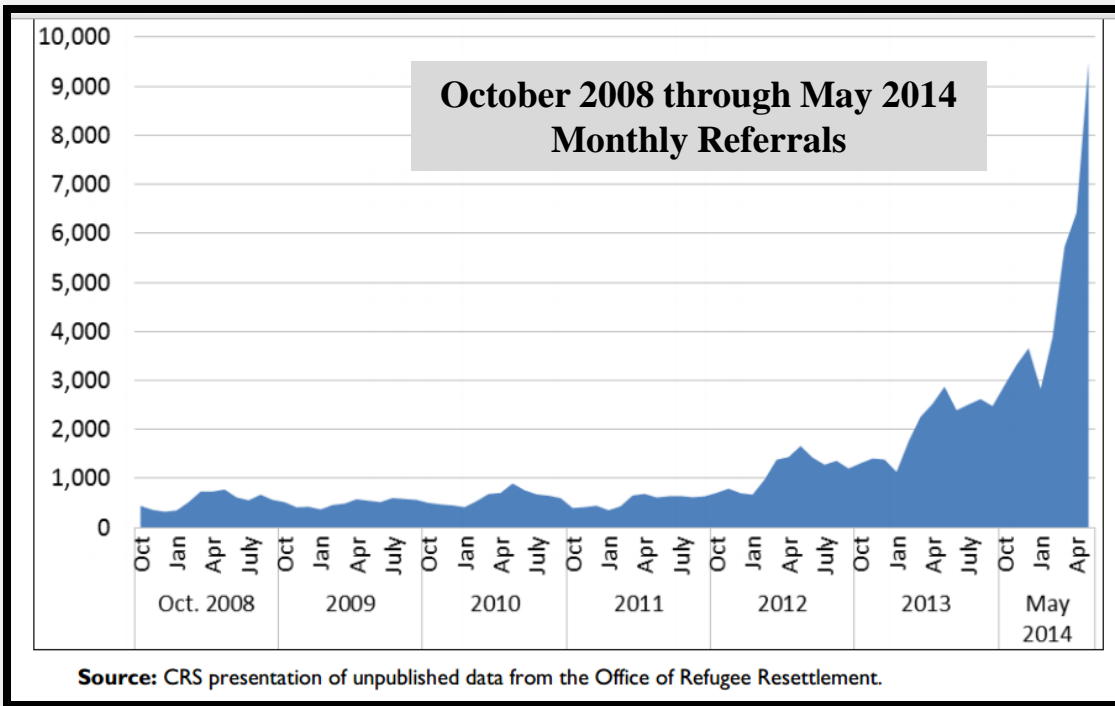
UAC apprehended at border by Department of Homeland Security/Customs & Border Patrol (DHS/CBP). For third country UAC, DHS/CBP transfers UAC to DHS/Immigration and Customs Enforcement (DHS/ICE) for transport to Health & Human Services/Office of Refugee Resettlement (HHS/ORR). UAC is placed with family or other secure setting while awaiting review of their case.

Review for asylum of UAC conducted by Department of Homeland Security/United States Citizenship and Immigration Services (DHS/USCIS). If asylum denied, the Department of Justice/Executive Office of Immigration Review (DOJ/EOIR) hears and decides UAC removal cases. DHS ICE effects UAC removal.



Unaccompanied Alien Children (UAC) in Office of Refugee Resettlement (ORR) Custody

Source: Congressional Research Service Report – “Unaccompanied Alien Children: An Overview.” July 14, 2014



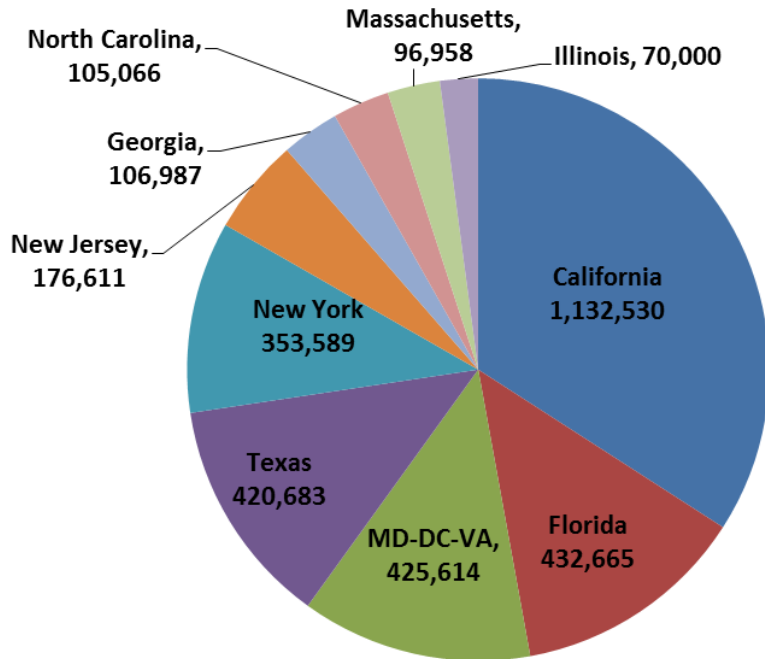
ORR reports that ultimately about 85% are reunified with their families. Between FY2008 and FY2010, the length of stay in ORR care averaged 61 days, and total time in custody ranged from less than one day to 710 days. In a May 2014 fact sheet, ORR reported: “The average length of stay in the program is currently near 35 days.”

Monthly referrals to ORR to illustrate the trends over time and shows a sharp increase in UAC in ORR custody over the past year. Monthly referrals were less than 1,000 until March 2012. By March 2013, monthly referrals to ORR surpassed 2,000 UAC cases, and the number hit 5,527 in March 2014. In May 2014, 9,500 UAC were transferred to ORR.

Central American Origin Residents in US

Central American Origin Residents in the US

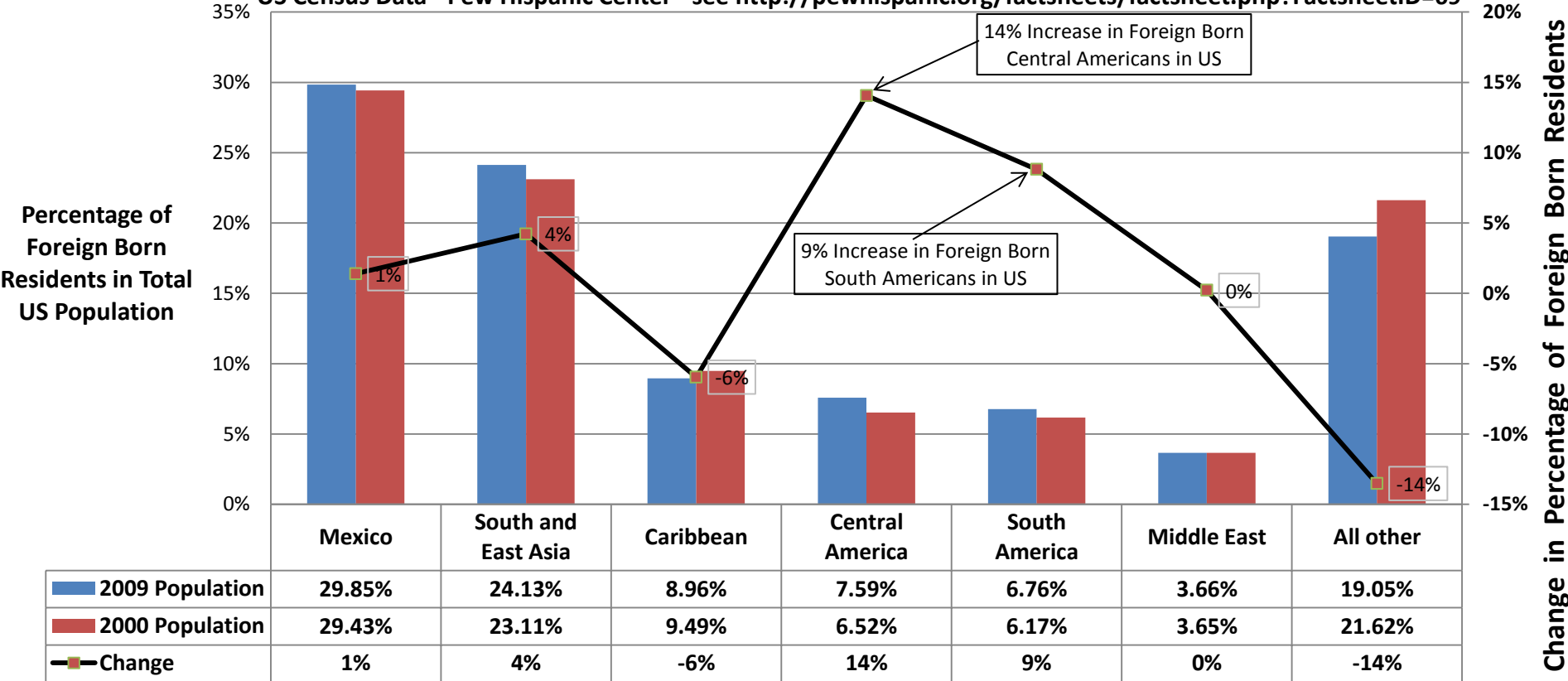
Source: Census 2010



	<u>Central American</u>
California	1,132,530
Florida	432,665
MD-DC-VA	425,614
Texas	420,683
New York	353,589
New Jersey	176,611
Georgia	106,987
North Carolina	105,066
Massachusetts	96,958
Illinois	70,000

Increase in Foreign Born Residents in US 2000 - 2009

*US Census Data - Pew Hispanic Center - see <http://pewhispanic.org/factsheets/factsheet.php?FactsheetID=69>

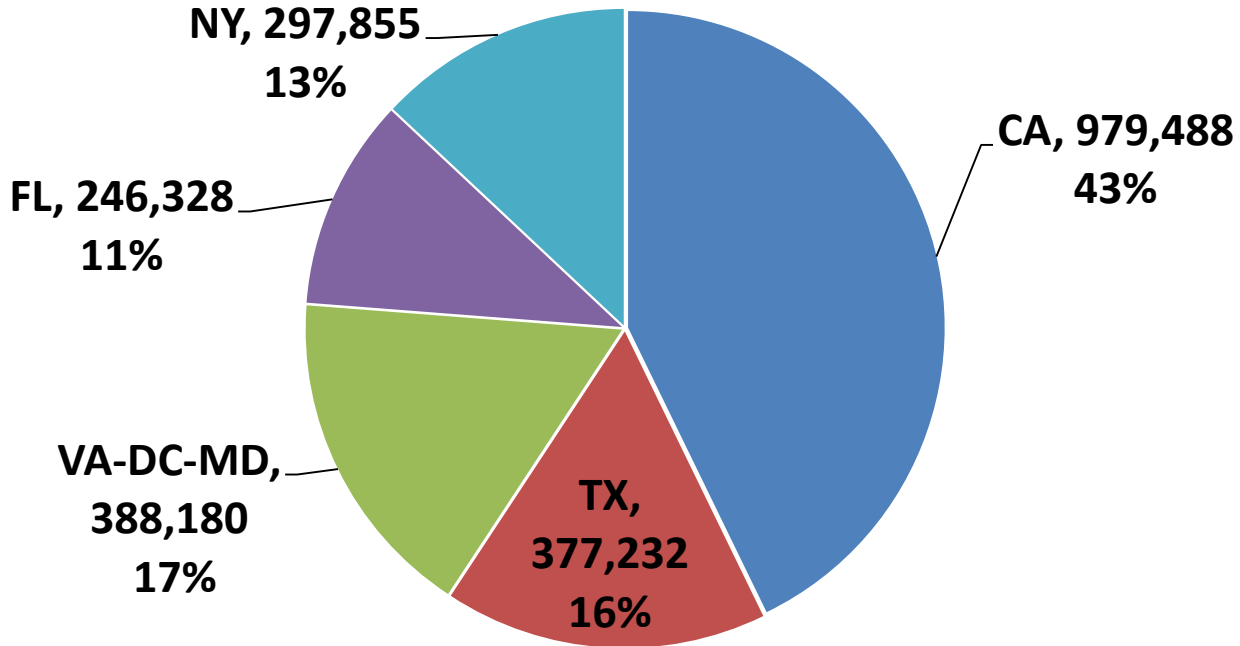


■ 2009 Population
■ 2000 Population
—■— Change

Mexico	South and East Asia	Caribbean	Central America	South America	Middle East	All other
29.85%	24.13%	8.96%	7.59%	6.76%	3.66%	19.05%
29.43%	23.11%	9.49%	6.52%	6.17%	3.65%	21.62%
1%	4%	-6%	14%	9%	0%	-14%

Where is the Northern Triangle diaspora in the US?

Honduras, El Salvador & Guatemala Origin Residents



Opportunities & Threats

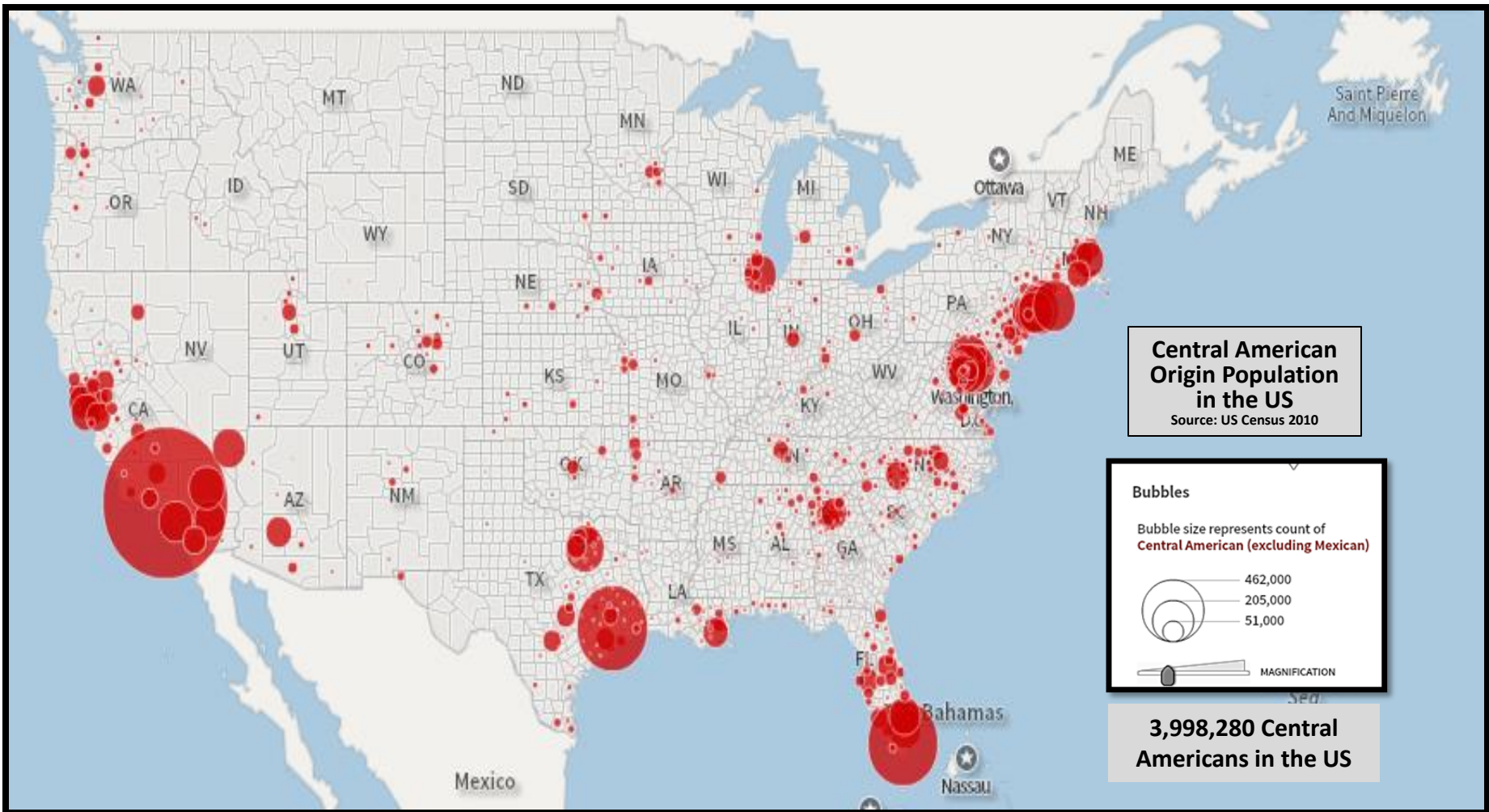
- Historic opportunity to support Central America social development and movement toward a rule of law, strong market economy and equitable economic growth.
- Threat of anti-immigrant backlash from Increased costs borne by local and state governments to provide education and social services.

Northern Triangle Origin Residents in the US

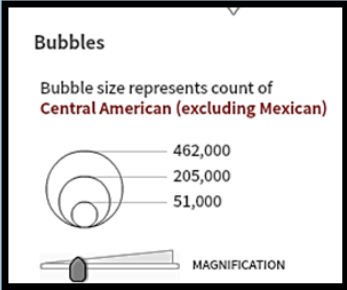
	<u>Salvadoran</u>		<u>Guatemala</u>		<u>Honduran</u>
California	573,956	California	332,737	Florida	107,302
MD-DC-VA	264,200	Florida	83,882	Texas	88,389
Texas	222,599	New York	73,806	California	72,795
New York	152,130	MD-DC-VA	70,682	New York	71,919
New Jersey	56,532	Texas	66,244	MD-DC-VA	53,298
Florida	55,144	New Jersey	48,869	New Jersey	36,556
Massachusetts	43,400	Georgia	36,874	Louisiana	30,617
North Carolina	37,770	Illinois	35,321	North Carolina	30,900
Georgia	32,107	Massachusetts	32,812	Georgia	20,577
Nevada	30,043	North Carolina	20,206	Massachusetts	12,533

Identifying Specific US Communities

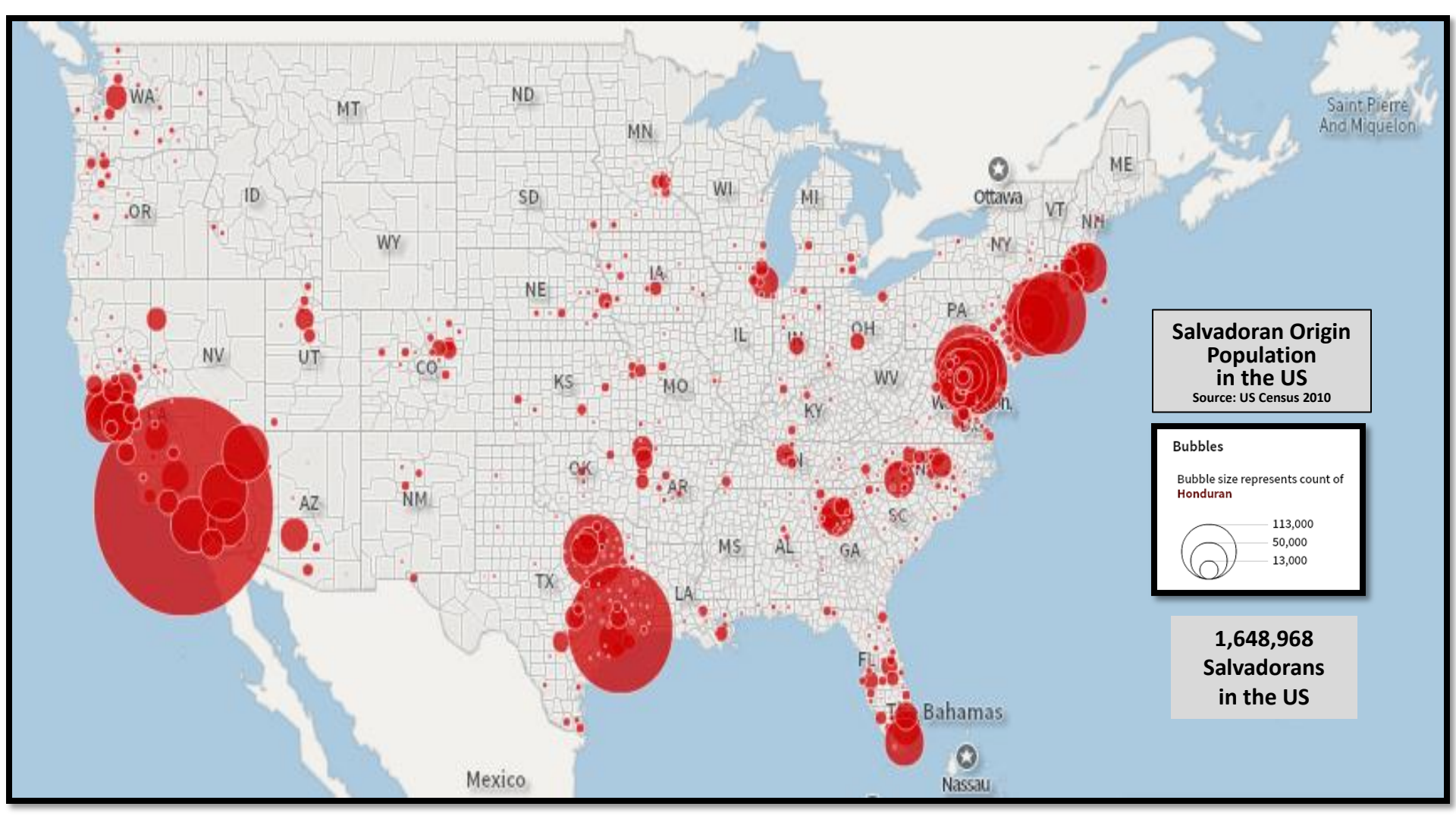
- Target the high density communities likely to see the greatest influx of undocumented Central American to provide support.
- Provide technical assistance on best practices to address increased demands on education, healthcare and other social services.



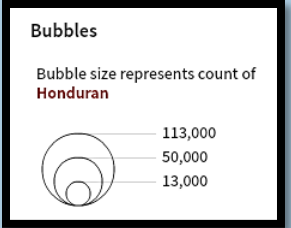
**Central American
Origin Population
in the US**
Source: US Census 2010



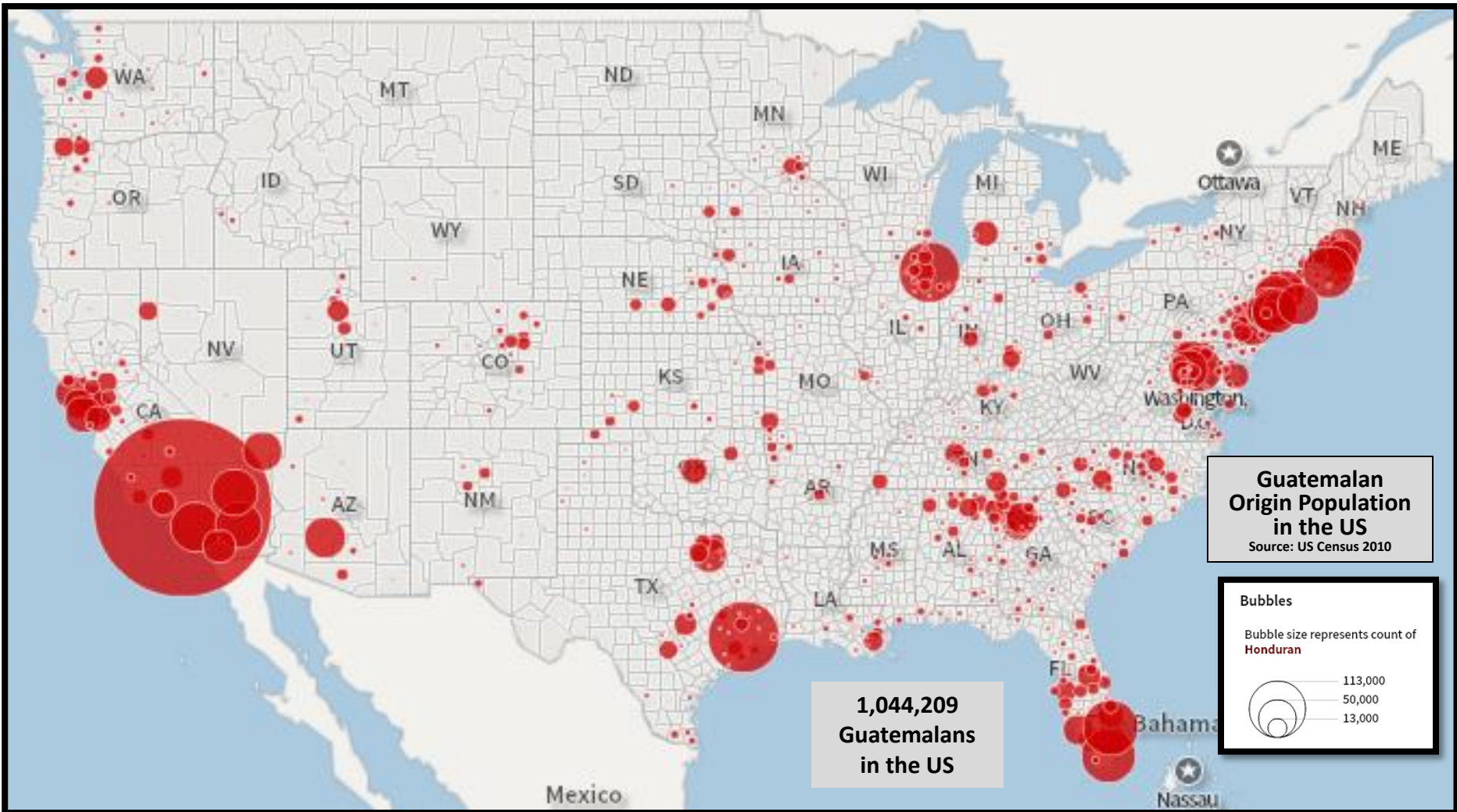
**3,998,280 Central
Americans in the US**



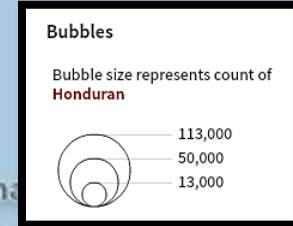
**Salvadoran Origin
Population
in the US**
Source: US Census 2010



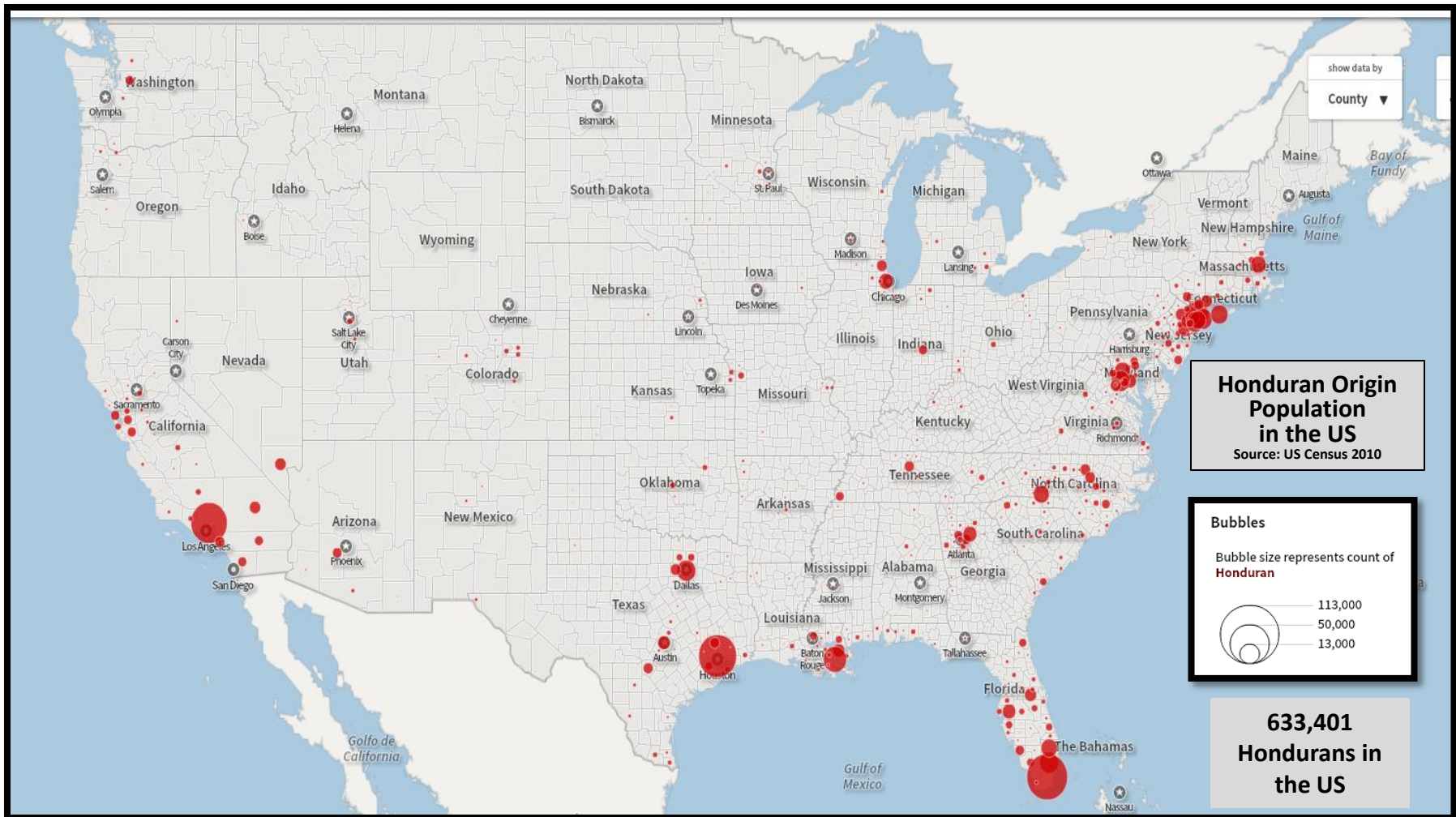
**1,648,968
Salvadorans
in the US**



Guatemalan Origin Population in the US
Source: US Census 2010

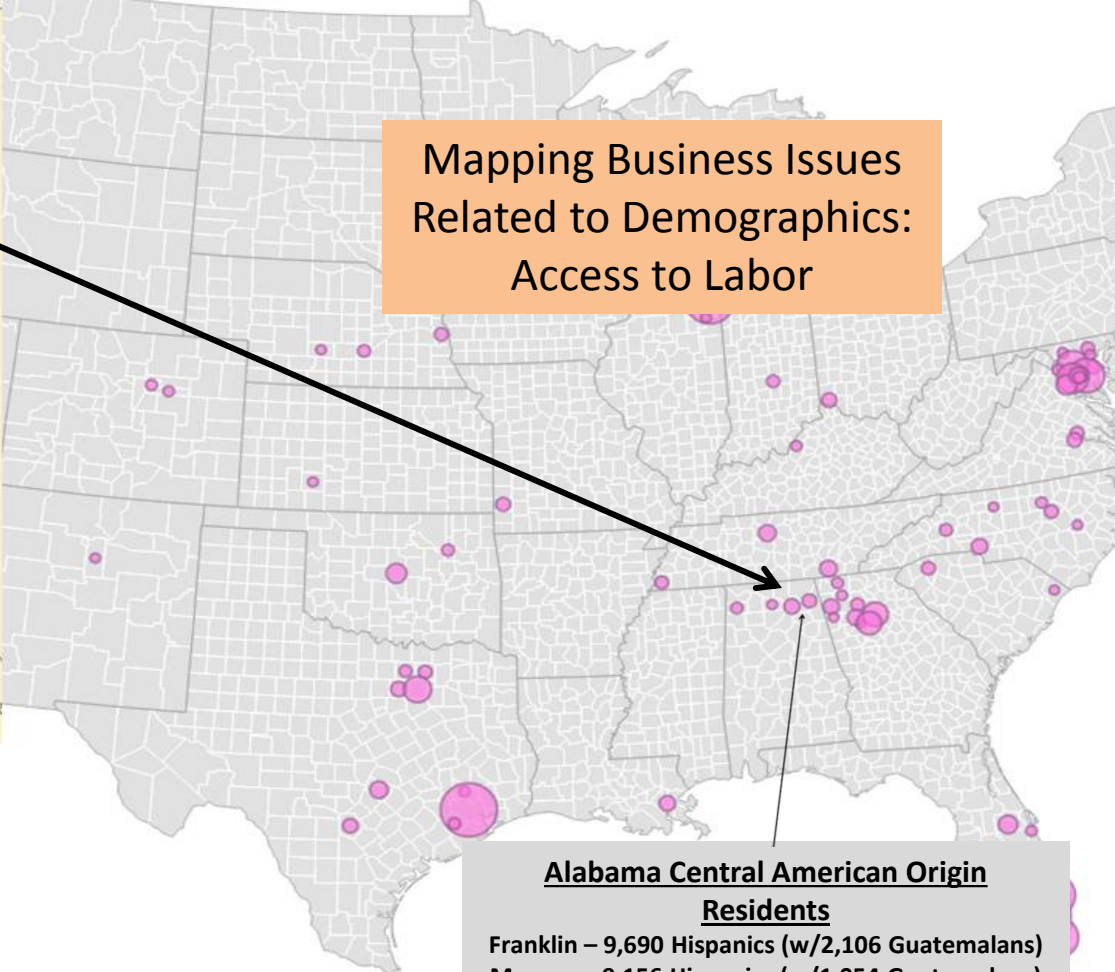


1,044,209
Guatemalans
in the US





Mapping Business Issues
Related to Demographics:
Access to Labor



Guatemalan

(U.S. population: 1,044,209)

Percentage of total in county



Alabama Central American Origin Residents

- Franklin – 9,690 Hispanics (w/2,106 Guatemalans)
- Morgan – 9,156 Hispanics (w/1,054 Guatemalans)
- Marshall – 11,238 Hispanics (w/2,674 Guatemalans)
- Dekalb – 9,690 Hispanics (w/2,106 Guatemalans)

Guest Worker Housing Program

Opportunity – A guest worker program that includes a housing initiative paid for by workers and their employers at the end of a four year work period in the US would have financed a housing fund (7.5 percent from workers and matched by employers) valued at \$12,000. This housing fund would only be available for purchase of a residence in the worker's home country upon his return there.

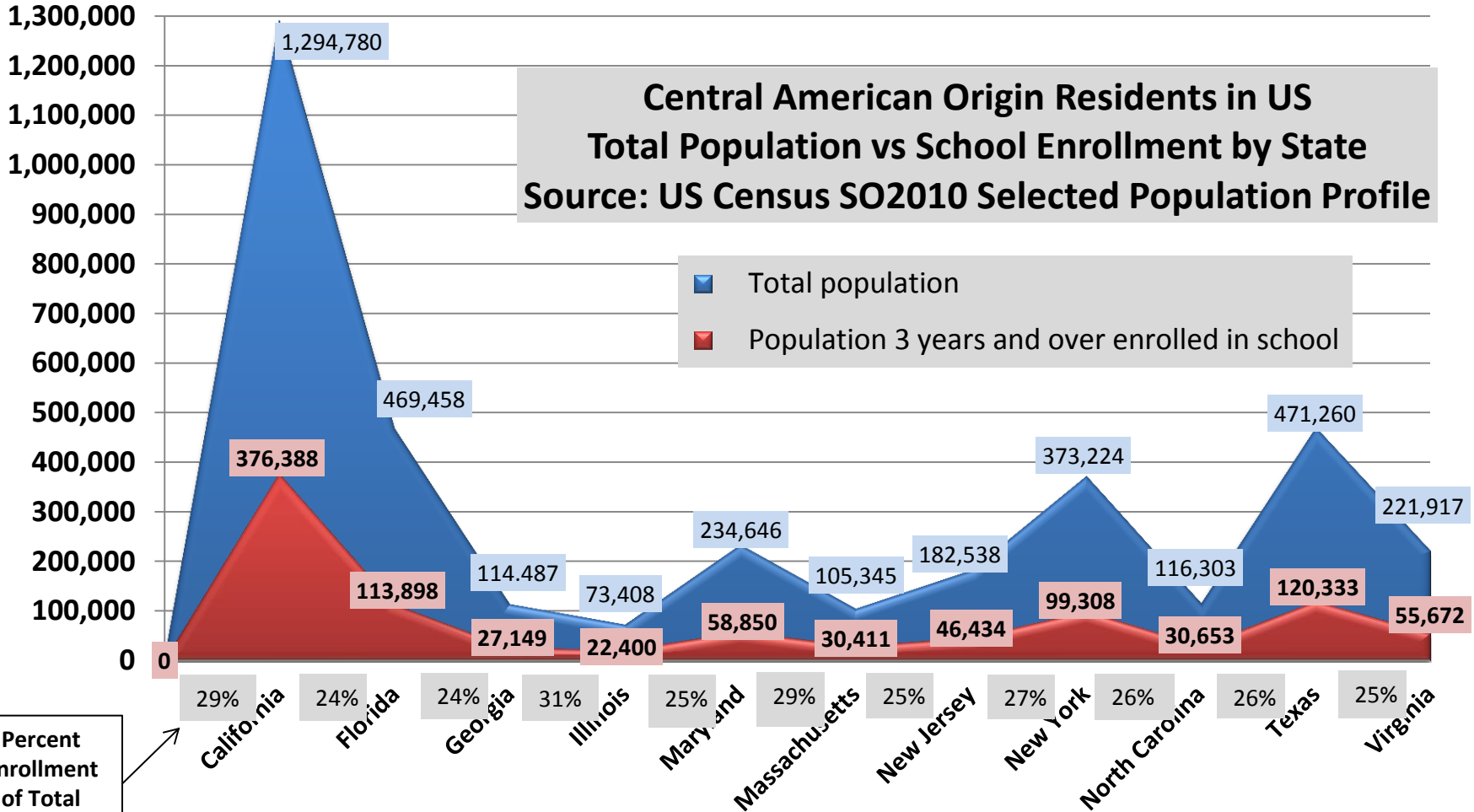
Market Size - The potential size of this market could exceed \$3 billion depending on the number of guest workers authorized, the length of their work period, and their wage scale. With appropriate legislation in place, this market could be attractive to the US modular home industry.

Role of US Housing Industry – would be to (1) support an advocacy campaign to establish the guest worker program housing initiative, (2) develop with support from US foreign assistance agencies a pilot manufacturing activity in Central America , and (3) plan a major expansion of export marketing as policy framework put in place in US communities.

Central American Origin Residents

**Central American Origin Residents in US
Total Population vs School Enrollment by State
Source: US Census SO2010 Selected Population Profile**

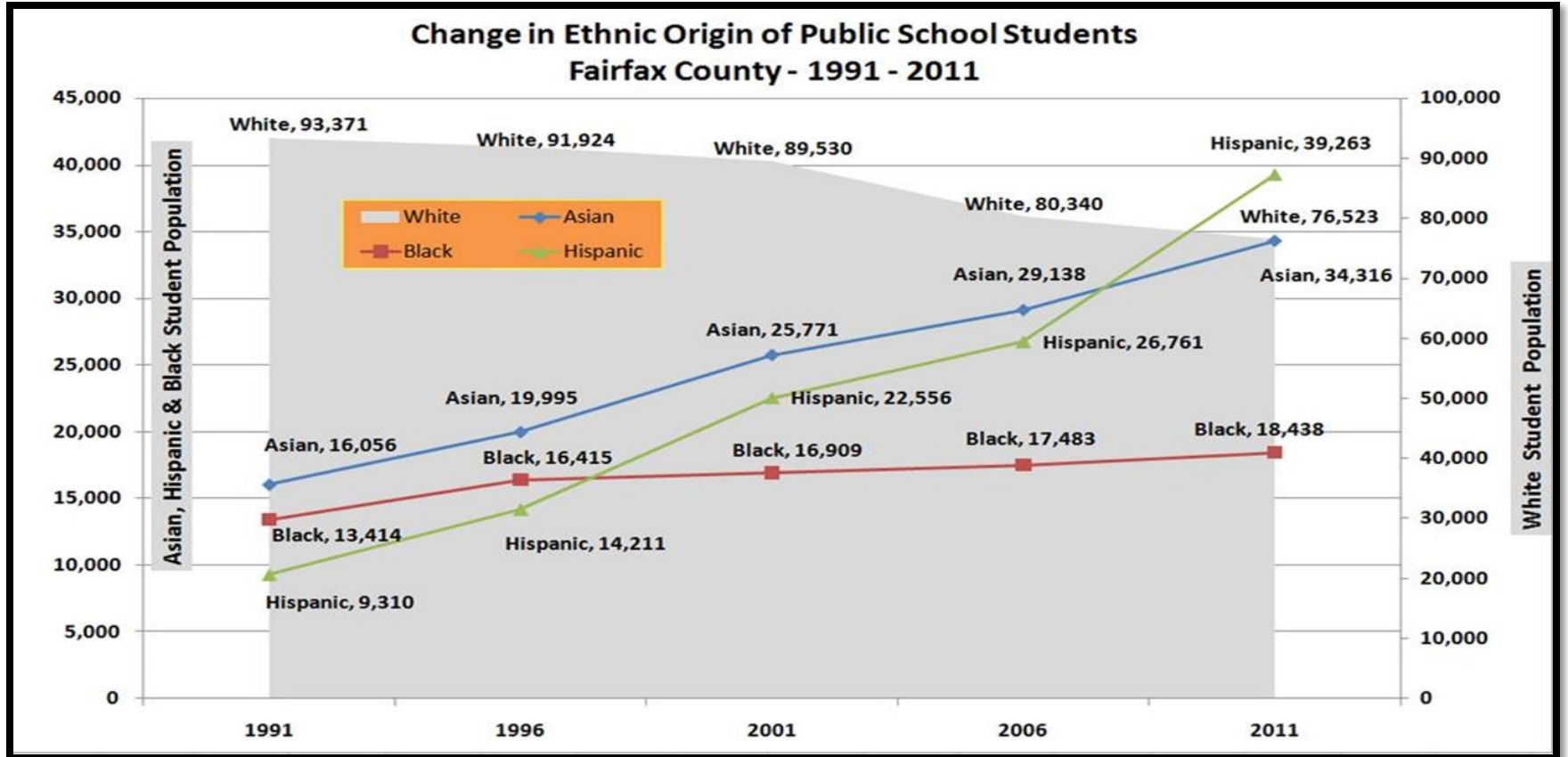
■ Total population
■ Population 3 years and over enrolled in school



Percent Enrollment of Total Population

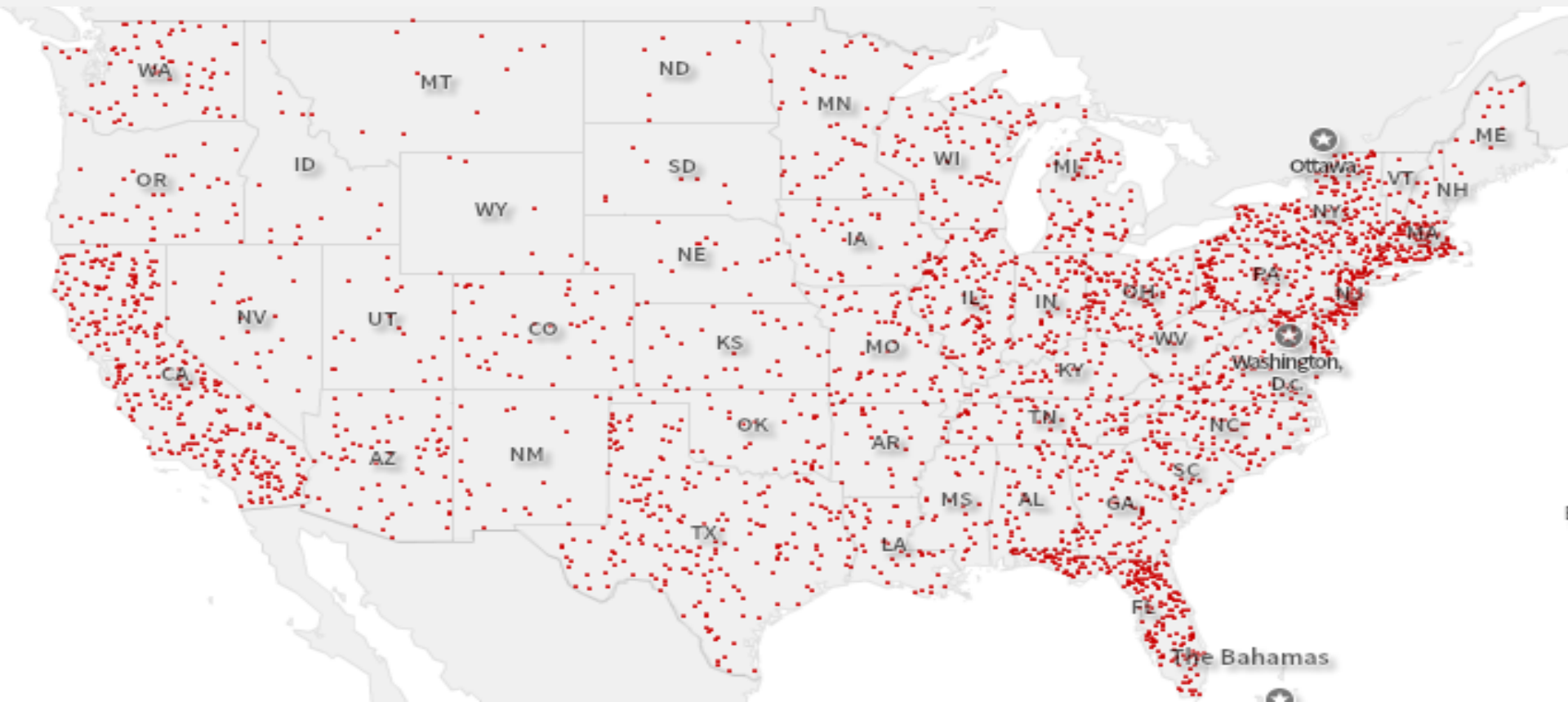
US States with Highest Concentration of Central American Origin Residents:
Total Population, School Enrollment & Percent Enrollment of Total Population

Tragedy of the Commons Issue



Population – 55 years and older

Source: US Census – ACS 2008 – 2010 Three Year Estimate

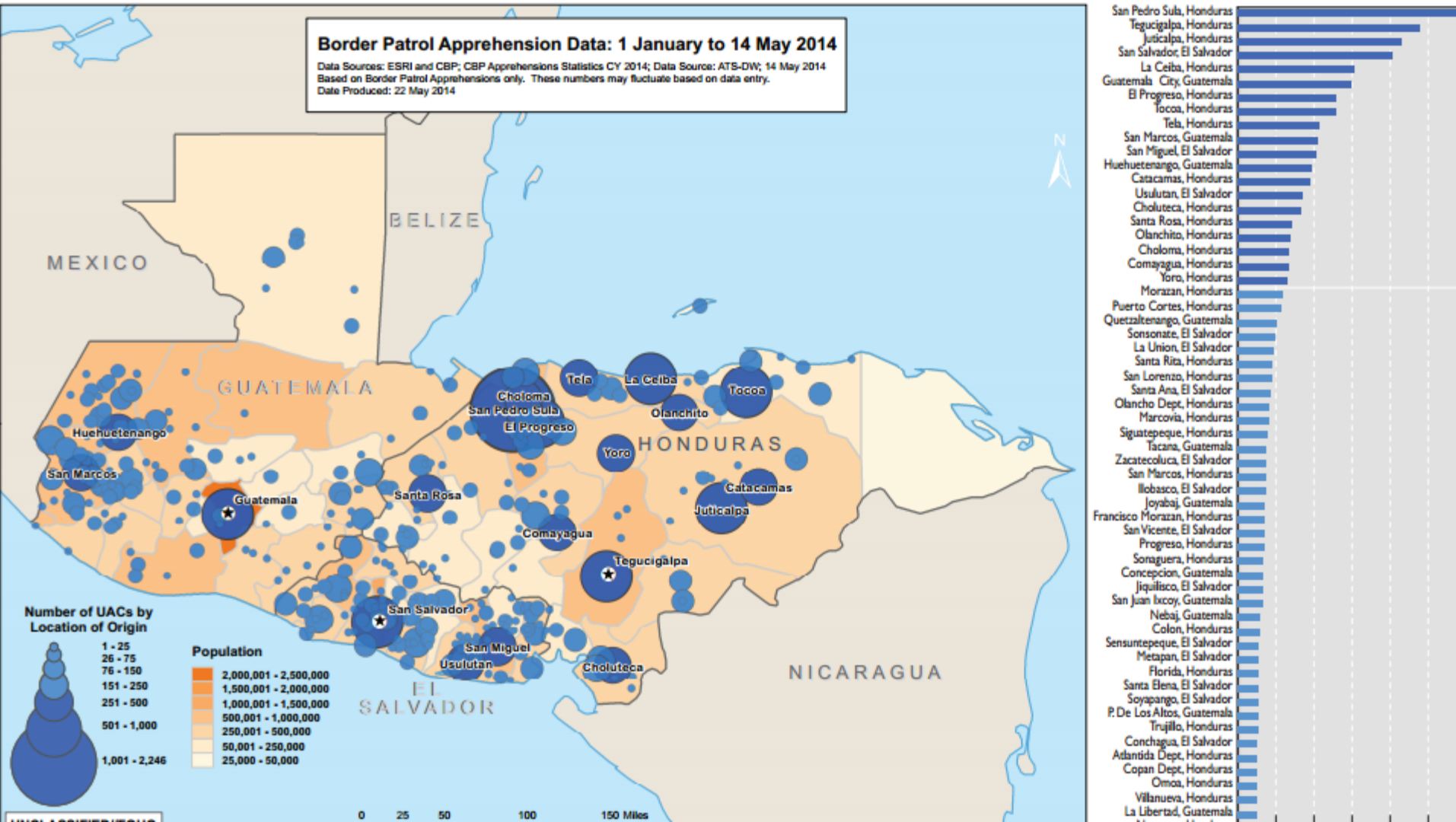


Identify Specific Origin Communities in Central America

- Analyze US communities with Central American Populations to determine links to origin country communities.
- Target Foreign Assistance to address triggers of out migration (social and economic).

Border Patrol Apprehension Data: 1 January to 14 May 2014

Data Sources: ESRI and CBP; CBP Apprehensions Statistics CY 2014; Data Source: ATIS-DW; 14 May 2014
Based on Border Patrol Apprehensions only. These numbers may fluctuate based on data entry.
Date Produced: 22 May 2014



Questions?